



1403 N. Lake Dr.
Lexington, SC 29072
(803) 359-9091

WINGARD'S PLANT SPECIFICS

For MORE information, go to our website - www.wingardnursery.com
Be sure to check out WINGARD'S TV

SUN ANNUALS & PERENNIALS

There are many plants that thrive in the sun and add beautiful color to your landscape throughout the warm season—That's the good news! Because the temperatures here in South Carolina in July & August are significantly hotter than in April & May when you are beginning to plant your flower garden, it is important to choose the right plants for the amount of sun in each area of your landscape. It is MOST IMPORTANT to understand the difference between FULL SUN and PART SUN. We consider FULL SUN to be ALL DAY or AFTERNOON sun. Plants for this type of environment need to be able to take the heat! When a plant requires PART SUN, think of planting it in an area that receives only the MORNING or FILTERED sun.

The varieties of ANNUALS (plants that last for one season only) are abundant for the spring and summer and typically provide continuous color until frost appears. The challenge is making up your mind which you prefer!

PERENNIALS (plants that die back in the winter and come back in the spring) are a great choice for spots in the garden that need a color boost intermittently during the spring and summer. There are many different varieties that bloom at different periods of the warm seasons. There are also several great perennials that will bloom continuously providing striking color all season long (check out Lantana, Coneflower, Rudbeckia). Experience the satisfaction of seeing new growth sprout up each spring as your perennial garden reappears!

ANNUALS FOR PART SUN (Morning or Filtered)



Calibrachoa AKA Million Bells




Geranium



Bacopa



Nemesia



Osteospermum



Lobelia



Variegated Geranium



Nicotiana



Planting Tip: Keep the mature height/width in mind as you select annuals and perennials, so that taller plants won't hide the shorter ones.

AMEND SOIL

Wingard's Lake Murray Potting Mix



Wingard's Lake Murray Soil Conditioner

FERTILIZE

Water Soluable



Slow Release



PERENNIALS FOR PART SUN (Morning or Filtered)



Columbine



Jacob's Ladder



Balloon Flower



Fox Glove



Alstroemeria

ANNUALS FOR FULL SUN (All Day or Afternoon)



Wave Petunia




Scaevola



Begonia (Dark Leaf)




Coleus




Sweet Potato Vine



Melampodium



Marigold



Vinca



Mandevilla



Tropical Hibiscus



Angelonia




Portulaca

PERENNIALS FOR FULL SUN (All Day or Afternoon)



Coreopsis



Lantana



Ice Plant



Rudbeckia



Cone Flower

Maintaining Perennial and Annual Gardens: (1) **Soil quality** is extremely important for annuals and perennials. If you are planting in the ground, amend clay soil with *Wingard's Lake Murray Soil Conditioner* and sandy soil with *Wingard's Lake Murray Potting Mix*. Also, add compost which will add nutrients to the soil. Our potting mix is great for raised bed and container gardens. (2) Appropriate **watering** is critical for plants to thrive, especially during the extreme heat of summer. Don't allow the soil to become too dry. Plants in full sun may require more watering than those in part sun. (3) To encourage blooming and to keep foliage lush and green, **fertilize** on a regular basis. There are several products available for annuals and perennials including slow-release fertilizers that can be used less often. (4) **Deadheading** (snipping off dead blooms) is not absolutely necessary, however, it will improve the appearance of the plant and encourage blooming. Many annuals will flourish until the first frost if cut back late in the summer and allowed to regenerate. A little TLC will go a long way in your annual/perennial garden!



Planting Tip: When you are creating your perennial garden, visit the nursery each month from April to August to see what's blooming. Make selections at different times so that you will have bursts of color in your garden throughout the warm season. Also, make sure you include one or two that will bloom continuously. And, last, but not least, intermingle a few beautiful annuals for additional pops of color!