

FERTILIZING TREES, SHRUBS, ANNUALS & PERENNIALS

General Guidelines

When to fertilize and which fertilizer to use can be confusing to the point of overwhelming. Listed below are general guidelines to get you started. Once you select the fertilizer you plan to use, read the label and follow directions.

Trees and shrubs should be fertilized in early spring, and a light application can be made again in early summer if conditions are conducive to plant growth (that is, reasonable temperatures and soil moisture). Apply fertilizer to the surface of the soil or on top of the mulch across the entire root area and water in. Avoid fertilizing trees and shrubs stressed by drought during the summer months. If water is unavailable, do not fertilize at all because plants will not be able to absorb the nutrients.

Trees and shrubs growing in sandy soil will benefit from light applications of fertilizer every month from March through August, while those growing in clay soil can be fertilized once in early spring.

Plant Starter: For new plantings, use Bio-Tone Starter containing all natural plant food (bacteria, humates & mycorrhizae) to increase root mass and help avoid transplant loss in difficult planting conditions.

New plantings typically need **additional** fertilization to help them become established. If you place new plants in the ground in the fall, wait until spring to apply. If you plant in the spring, wait 6 to 8 weeks to apply. Slow release fertilizers give the best results.



PRODUCT & APPLICATION RECOMMENDATIONS

Ornamental Trees & Shrubs:

Mid to late March (when leaves appear).



Acid-loving Shrubs (azaleas, blue-berries, camellias, gardenias, hydrangeas, hollies, rhododendrons): *Very early spring and again after blooming.*



Hydrangeas: *March, May, & July.*



Citrus Trees: *Spring, summer & fall at 90 day intervals.*




PRODUCT & APPLICATION RECOMMENDATIONS (continued)

Fruit Trees: *Early spring (when branch tips show green)*

19-10-5



10-10-10



Roses: *After pruning, before new growth starts (don't fertilize after Sept. 1).*

14-12-11



4-3-2



11-15-11



Palm Trees: *April, June*

8-6-6



12-4-12

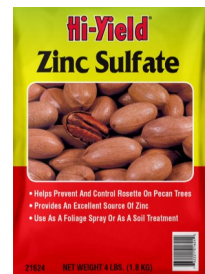


Pecan Trees: *February, June*

19-10-5




10-10-10



Annuals & Perennials should be fertilized at the time they are planted and periodically during the blooming season depending on the type of fertilizer used.

Use Bio-tone Plant Starter for a boost when planting and a combination of Blooming & Rooting, as well as Bedding Plant Food to keep plants blooming and thriving.



4-3-3
Mix into soil
at time of planting.



GRANULAR
7-22-8
Mix into soil
every 30 days.



WATER SOLUBLE
9-58-8
Apply when watering per
label instructions.

Since 1968
Wingard's
MARKET
GARDEN • GIFTS • PRODUCE

1403 N. Lake Dr., Lexington, SC 29072, (803) 359-9091
www.wingardsmarket.com